


MPO (MTP) Patchcord

Description:

The MPO is connector manufactured specifically for multi-fiber ribbon cable. Connection integrity is provided by the spring action side latch housing and alignment is achieved with high precision guide pins. The housing are colored-coded to differentiate singlemode and multimode. Removable housing allow for quick change of pin clamps, ferrule cleaning or connector repolishing.



Features:

- Available SM (angled) and MM (flat)
- Up to 24 fibers termination
- Push-on / Pull-off latching connector
- Easy connection and disconnection
- No need for matching material
- Fiber protrusion
- Low Insertion loss & Reflection
- Simple & Low cost
- IEC61754-7, TIA/EIA 604-5

Application:

- Patchcord: Bare fiber ribbon type and Ruggedized type
- Fan-out cord with single fiber connectors
- MPO connector kit

Specifications:

		Singlemode (angled 8°)	Multimode (flat)
Insertion Loss (dB)	Standard	0.25 typ, 0.75 max	0.20 typ, 0.60 max
	Premium	0.10 typ, 0.35 max	0.10 typ, 0.35 max
Optical Return Loss (dB)		> 60	> 20 dB
Operating Temperature		-40°C to +80°C	-40°C to +80°C
Durability		< 0.3 dB change (per EIA-455-21A) 500 remates	< 0.2 dB change (per EIA-455-21A) 1000 remates

Ordering code:

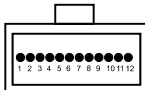
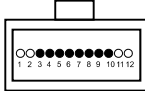
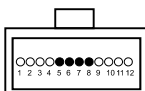
AAA		XX XXX	X	(XX) ¹	XXX
				XX-color	XXX - length [m]
AAA					
Connector Type	Connector Description				
NMPO XYZ	Singlemode (angled)				
MPO XYZ	Multimode (Flat)				
X – number of fibers (4, 8, 12, 16, 24)					
Y – Male (M) or Female (F)					
Z – Premium (P) or Standard (without mark)					
X – cable type					
JS cable straight					
JC cable crossed					
PT pigtail					
XX - diameter of fiber, cable			XXX - type of fiber		
RF ribbon fiber			OM1 MM 62.5/125 μm		
RC ribbon cable			OM2 MM 50/125 μm		
			OM3 MM 50/125 μm		
			S2D SM 9/125 μm (G.652D)		
			S5X ² SM 9/125 μm (G.655X)		
			S7X ² SM 9/125 μm (G.657X)		

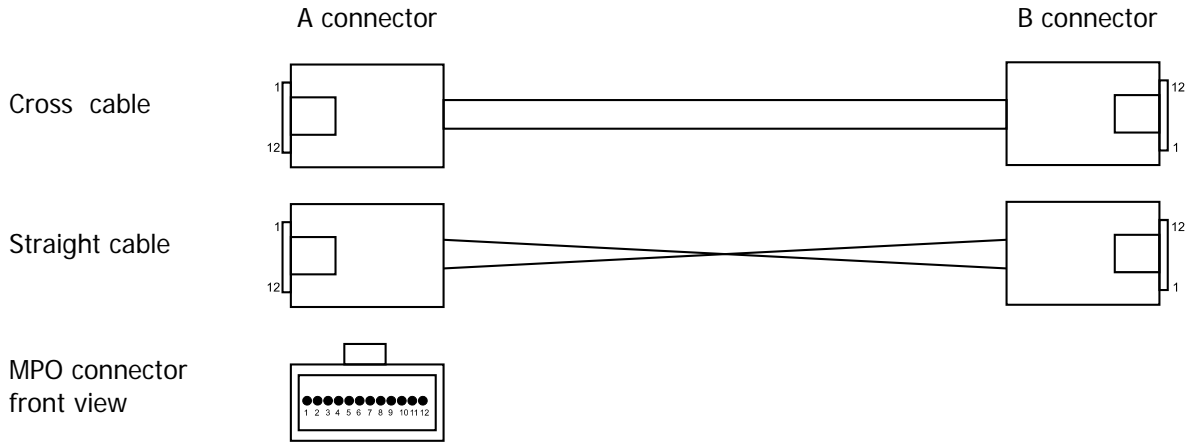
Note: 1) not filled when color is not defined
2) X – according fiber subtypes (e.g. G.655C)

Color Code:

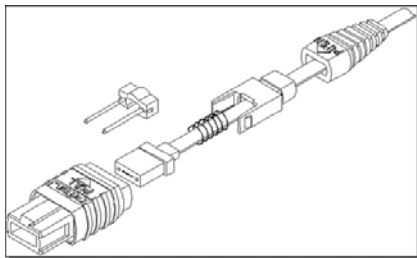
BK	BN	RD	OG	YE	GN	BU	VT	GY	WH	PK	TQ
Black	Brown	Red	Orange	Yellow	Green	Blue	Violet	Grey	White	Pink	Turquoise

Fibers interconnection:

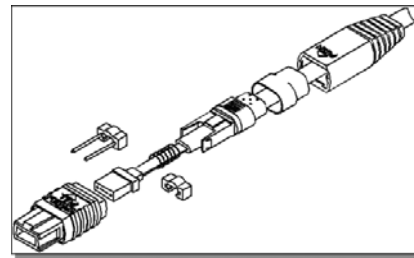
Cross cable		Straight cable		MPO 4, 8, 12 fibers
A connector	B connector	A connector	B connector	
1	12	1	1	 MPO 12
2	11	2	2	
3	10	3	3	
4	9	4	4	 MPO 8
5	8	5	5	
6	7	6	6	
7	6	7	7	 MPO 4
8	5	8	8	
9	4	9	9	
10	3	10	10	
11	2	11	11	
12	1	12	12	



MPO Connectors:



MPO Connector kit for bare-ribbon type



MPO Connector kit for ruggedized type

Sample:



NMPO 12M-NMPO 12F-RC S2D-JS-004.5

